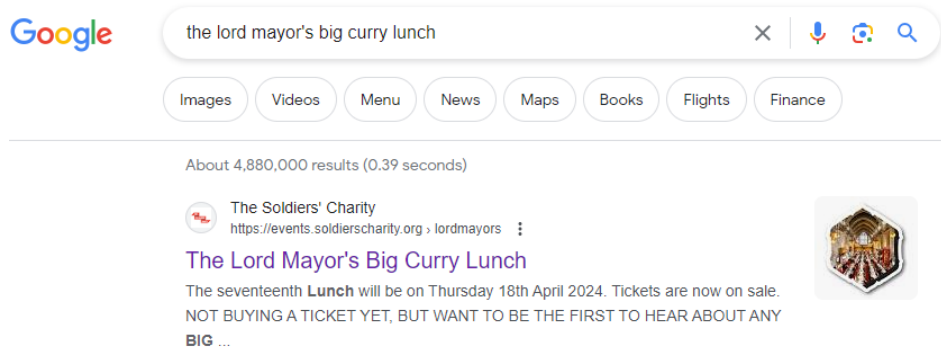


A How To Guide – Your LMBCL 2024 QR Code Tickets


- 1) Go to your web browser and type in our website “The Lord Mayor’s Big Curry Lunch” and click on our page.



- 2) Once you are on our website, go to the “login” option



- 3) Using the log in details provided to you by our LMBCL Manager log in to your account. Your page should look something like this:




YOUR FUNDRAISING PROGRESS FOR THE LORD MAYOR'S BIG CURRY LUNCH 2024

It looks like your fundraising page has not yet been enabled.

[ENABLE MY PAGE](#)

A How To Guide – Your LMBCL 2024 QR Code Tickets

- 4) Once you have logged in, go to the drop down option in the top right of the page. Then click 'my account' from the options

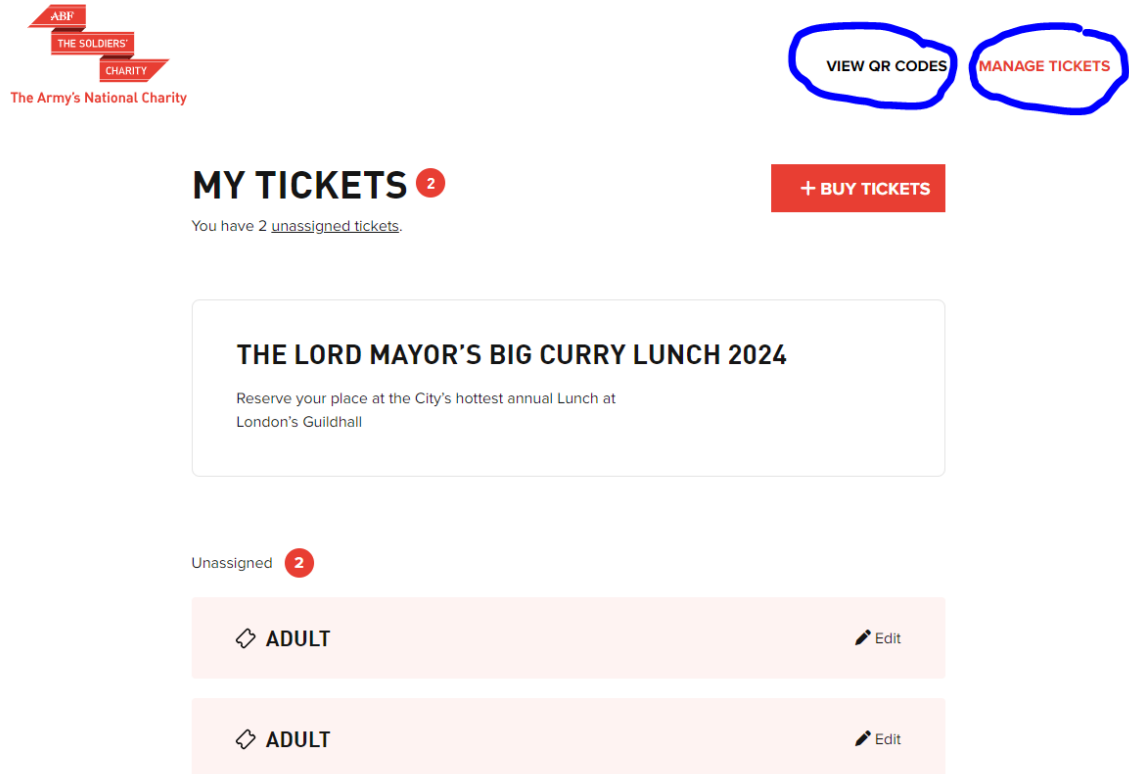


- 5) Once you have clicked 'my account' it will take you to the below page. Here you can update your personal details, and change your password (which we recommend you do)

A screenshot of the 'UPDATE YOUR ACCOUNT' page. At the top, there are three tabs: 'MY PAGE', 'MY TICKETS', and 'MY ACCOUNT'. The 'MY ACCOUNT' tab is selected. Below the tabs, there is a section titled 'UPDATE YOUR ACCOUNT' with three buttons: 'UPDATE ACCOUNT', 'RESET PASSWORD', and 'YOUR HISTORY'. The 'UPDATE ACCOUNT' button is highlighted. Below this, there is a form titled 'PERSONAL DETAILS' with the following fields: 'TITLE' (dropdown menu with 'Mr' selected), 'FIRST NAME' (text input field), 'LAST NAME' (text input field), 'ALTERNATE DISPLAY NAME' (text input field), 'EMAIL ADDRESS' (text input field), 'PHONE' (text input field with a country code dropdown set to '+44'), 'DATE OF BIRTH' (three input fields for 'dd', 'mm', and 'yyyy'), 'GENDER' (radio buttons for 'MALE', 'FEMALE', and 'OTHER'), and 'SHIRT SIZE' (text input field).

A How To Guide – Your LMBCL 2024 QR Code Tickets

- 6) If you are happy with all this information, you can then go to ‘my tickets’. Once you are in, you have two options at the top right ‘View QR Codes’ and ‘Manage Tickets’




- 7) Under manage tickets you can edit the names of your guests or buy additional tickets

A How To Guide – Your LMBCL 2024 QR Code Tickets

- 8) Under 'View QR Codes' you can access your QR tickets for the Lunch! Click the red 'download/Print QR Codes' the day before the lunch to save the QR codes to your phone or print them off!



SCAN THE QR CODE BELOW TO DOWNLOAD YOUR TICKET



DOWNLOAD/PRINT QR CODES

We look forward to seeing you on the 18th April 2024 at the Guildhall!

If you have any further questions please contact us at
lmbc@soldierscharity.org